



# 2014 MODEL FACT SHEET

COLLINS • WHITMAN




*This series is designed to meet the price-point/ value-feature demand of today's spa consumer. This series gives our Dealers another opportunity to keep the sale alive without losing margin.*

- Pumps** ..... Pumps were reviewed on each model and all have been upgraded to provide optimum performance that matches jet count.  
**Whitman & Collins** 1@195GPM and 1@Turbo Boost Air Pump
- Jets** ..... No Changes From 2013
- Pack** ..... Balboa Revolution BP500
- Topside** ..... Balboa TP600
- Lighting** ..... Standard Custom LED Lighting is; LED Blast, LED Skimmer Box, LED Waterfall and LED Waterline Facet Lights  
Splash Lighting not available on the Cottage Spas Series.
- Music** ..... Saratoga Sounds is; Optional MP3 Ready FM Tuner or Bluetooth Streaming Keypad both with Dual Flat Speakers Subwoofer System available for both systems at an up charge.
- Cabinet** ..... Synthetic Blow Molded
- Standard Colors** ..... **Shell** - Silver Marble, Sand, Majestic Sky, Pearl/ Up-charge on Tuscan Sun & Midnight Canyon  
**Cabinet** - Available in Mahogany and Grey



## CABINET COLORS:



## SHELL COLORS:

